



## DID YOU KNOW?

- ✓ Calgary is currently the fourth largest city in Canada with the highest immigrant population next to Toronto, Vancouver and Montreal.
- ✓ By 2020, Calgary's total immigrant population is estimated to reach almost half a million.
- ✓ The Philippines, India, and China continue to be the lead source countries for immigrants to Calgary.

# Diversity in Calgary


## LOOKING FORWARD TO 2020

### INTRODUCTION

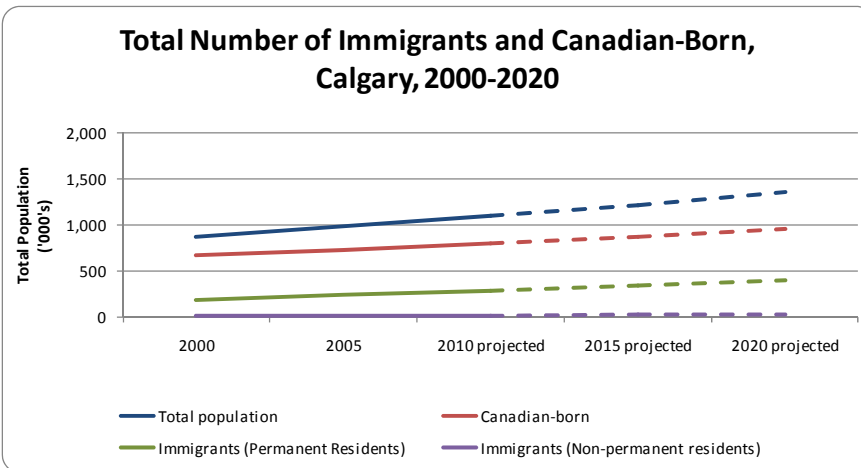
This fact sheet provides a snapshot of immigrants in Calgary today and how immigration to Calgary is projected to transform our city by 2020. Information on immigrant population demographics and growth, place of birth and language abilities is included.

# DEMOGRAPHICS

In 2010, the total immigrant population is estimated at 304,000 which represents almost 30 per cent of the total population (1,091,000). The immigrant population in Calgary-and throughout Canada-is growing and will continue to grow. Calgary's total immigrant population (both Permanent and Non-permanent residents)<sup>1</sup> is projected to reach almost half a million by 2020.



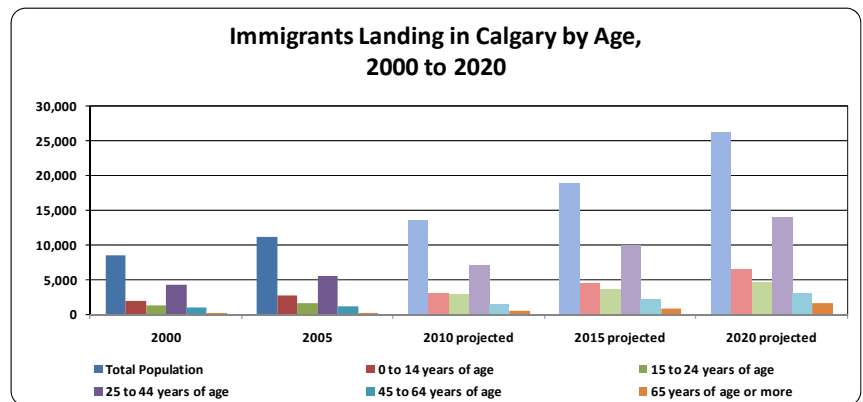
As Calgary's population has increased steadily over the last decade, so too has the diverse social composition of the city. Calgarians come from a range of cultural backgrounds and have a myriad of perspectives. There are opportunities for diverse populations to actively participate in our city. This brings vibrancy and life to Calgary.



Projection data was calculated using the average rate of growth for the past four Federal Census cycles (1991-2006). Note: City-level data is provided. Source: Statistic Canada, 2001 and 2006 Census Canada

# AGE GROUPS

Calgary continues, and will continue, to attract immigrants between the working ages of 25 and 44 years. The estimate for 2010 is over half (52.7 per cent) of the total Permanent Residents landing in Calgary are from this age group. Immigrant children under the age of 14 years are the next largest age group which has implications for our future labour market.



Permanent Resident data only provided. Projection data was calculated using the average rate of growth for the past nine years (2000-2009). Source: Citizenship and Immigration Canada, 2000-2009

The percentage of children who are immigrants will remain relatively constant, but the percentage of visible minority children will rise to 33 per cent over the next ten years. Among young people aged 15 to 24 years, almost 14 per cent are immigrants, and 23 per cent are members of visible minority groups. These figures are expected to rise to 17 per cent and almost 36 per cent by 2016<sup>2</sup>.

<sup>1</sup> "Immigrant" includes the definition provided by Statistics Canada as people born outside of Canada and are, or have been, landed immigrants. A landed immigrant (Permanent Resident) is a person who has been granted the right to live in Canada permanently by immigration authorities. Non-permanent residents are persons also born outside of Canada who hold a work or student permit, or who claim refugee status (Statistics Canada, 2006 Census Dictionary).

<sup>2</sup> Cooper, M. 2006. *Vulnerable Youth in Calgary: Environmental Scan. Calgary: United Way and Area.*



In 1959, 1 in 350 Calgarians were part of a visible minority group. Today, the number of people belonging to a visible minority group is 1 in 5.




**TOP 5 NATIVE LANGUAGES OF  
NEW IMMIGRANTS, CALGARY, 2009**

<u>LANGUAGE</u>	<u>PERCENT</u>
English	12.9
Tagalog	12.8
Punjabi	8.7
Spanish	7.4
Mandarin	6.6
Other languages	51.7

## VISIBLE MINORITIES<sup>3</sup>

Calgary's ethno-cultural make-up is changing rapidly. There is a significant increase in the number of Canadian-born as well as immigrants belonging to visible minority groups. According to Statistics Canada, Calgary's visible minority population is expected to grow from 22 per cent to 38 per cent between 2006 and 2031<sup>4</sup>. However, based on the average rate of growth for the last three Federal Census<sup>5</sup> cycles the visible minority population is projected to reach upwards of 40 per cent in Calgary by 2020.



## PLACE OF BIRTH

Increasing immigration from non-western source countries is contributing to the rising ethno-cultural diversity of the city. The Philippines, India and China continue to be the leading source countries for immigrants to Calgary.

## LANGUAGE

- Language ability is often cited as one of the most important aspects in immigrant settlement, affecting both social and labour market integration.
- According to Citizenship and Immigration Canada, the top five native languages spoken among new Canadians to Calgary in 2009 were English followed by Tagalog, Punjabi, Spanish and Mandarin.

<sup>3</sup> The Employment Equity Act defines visible minorities as "persons, other than Aboriginal peoples, who are non-Caucasian in race or non-white in colour". The visible minority population consists mainly of the following groups: Chinese, South Asian, Black, Arab, West Asian, Filipino, Southeast Asian, Latin American, Japanese and Korean.

<sup>4</sup> Statistics Canada. 2010. Study: Projections of the diversity of the Canadian population, 2006 to 2031. The Daily. March 9, 2010.

<sup>5</sup> Visible minority data for 1991 is not available. Data regarding ethnicity (includes non-visible minorities) is cited for this time period.

# BARRIERS

The following provides examples of current barriers many immigrants face when arriving in Calgary as well as the impact those barriers have on The City. There are key areas The City of Calgary can work in to minimize the barriers and assist with the successful integration of immigrants into the Calgary community.



## HOUSING

Difficulty finding and maintaining affordable, appropriate housing include<sup>6</sup>:

- Limited affordable housing supply

- High levels of precarious housing
- Increased neighbourhoods of concentrated poverty

- Find innovative ways to provide an adequate supply of affordable and appropriate housing which includes home-ownership and rental

---

## ECONOMIC

Struggles in the Canadian labour market include<sup>7</sup>:

- Lack of foreign credential recognition
- Official language skills
- Foreign work experience

- Deepening levels of poverty<sup>8</sup>
- Increased levels of emigration

- Improve assessment and recognition of foreign credentials for City employment opportunities
- Develop partnerships with educational institutions, corporations, immigrant serving agencies to create employment opportunities

---

## SOCIAL

Immigrant and visible minority youth sometimes face a range of challenges placing them at risk of poor developmental outcomes. These include:

- Pre-migration stressors
- Language and cultural barriers
- Racism and inter-cultural tensions

- Increased social exclusion and isolation
- Continued disproportionate contact with the criminal justice system<sup>8</sup>

- Effectively communicate with diverse communities to create awareness about City programs and services.

<sup>6</sup> Tanasescu, A., Classens, M., et al. 2009. *Hidden in Plain Sight: Housing Challenges of Newcomers in Calgary*. Calgary: Calgary Homeless Foundation.

<sup>7</sup> Larose, G. and Tillman, G. 2009. *Valorizing Immigrants' Non-Canadian Work Experience*. Ottawa: Canadian Council on Learning. Online: [http://www.ccl-cca.ca/pdfs/WLKC/WLKC\\_Vvalorizing\\_EN.pdf](http://www.ccl-cca.ca/pdfs/WLKC/WLKC_Vvalorizing_EN.pdf).

<sup>8</sup> Pruegger, V., Cook, D. and Richter-Salomons, S. 2009. *Inequality in Calgary: The Racialization of Poverty*. Calgary: The City of Calgary.