


Is it Elm?




American elms have a distinctive umbrella shape.

Leaves are 7-15 cm long with serrated margins and an unequally rounded base.



- Elm pruning ban in Alberta is from April 1 - September 30
- Do not store or transport elm firewood
- Report all signs of Dutch elm disease




Siberian elm can have a variety of forms, depending on location and pruning - from a shrubby hedge to a single tree similar to American elm.

Leaves are 2-7 cm long with serrated margins and are unequal at the base.



Identifying Elm Bark

The **bark surface** is generally rough, deeply grooved and silver grey in color. The Siberian Elm bark is not quite so deeply grooved.



Brown and beige layers alternate in the **cross section** of elm bark, and have a rough flaky appearance.

Dutch Elm Disease Symptoms

Symptoms appear in late June. Leaves wilt, curl, turn yellow and then brown (flagging) on one or more branches in the crown of the tree.



As the disease progresses, yellow leaves may drop prematurely in the fall. Brown wilted leaves remain on the tree throughout the winter months.



TO REPORT SYMPTOMS

STOPDED HOTLINE
1-877-837-ELMS (3567)
www.stopded.org

STOPDED
SOCIETY TO PREVENT
DUTCH ELM DISEASE