

# Right tree. Right location.

## Step 1



## Step 2



## Step 3

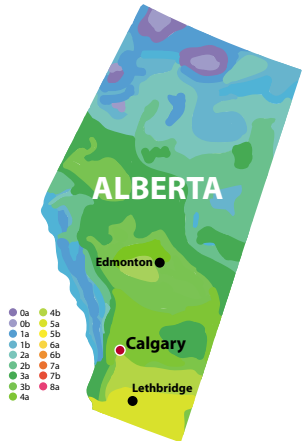


### Groundwork

Canada is divided into nine major zones, with the harshest weather zone being 0 and the mildest being 8.

**Calgary is considered to be Zone 4a.**

Understanding your zone helps you determine what trees will grow best in your yard.



### Types of tree

**Deciduous** trees lose leaves in fall, new leaves grow in the spring. **Coniferous** trees are evergreen and have needle-like leaves they keep year-round.

#### Deciduous



**Fruit or flowering trees:** smaller sized, grown for decorative purposes

- Buckeye
- Chokecherry
- Hawthorn
- Lilac
- Plum



**Shade trees:** larger sized with a large canopy of leaves

- Ash
- Trembling Aspen
- Linden
- Elm
- Maple
- Oak
- Birch



**Columnar trees:** narrow, tall trees that take up less space

- Columnar Aspen
- Columnar Crabapple
- Columnar Mountain Ash

#### Coniferous



**Coniferous trees:** year round ever green

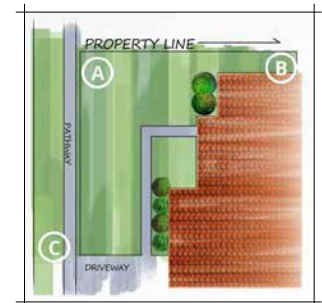
- Larch
- Balsam Fir
- Colorado Blue Spruce
- White Spruce
- Douglas Fir

### Where to plant

Draw a basic map of your yard. Using your map, have a look up, down and all around.

**Consider:**

- utilities (above and below ground)
- tree size at maturity
- neighbours
- other structures (garage, shed etc.)
- shade or sun growing conditions





## BEFORE YOU DIG:

Contact Alberta One-Call to locate any public underground lines. 1-800-242-3447 or [albertaonecall.com](http://albertaonecall.com)

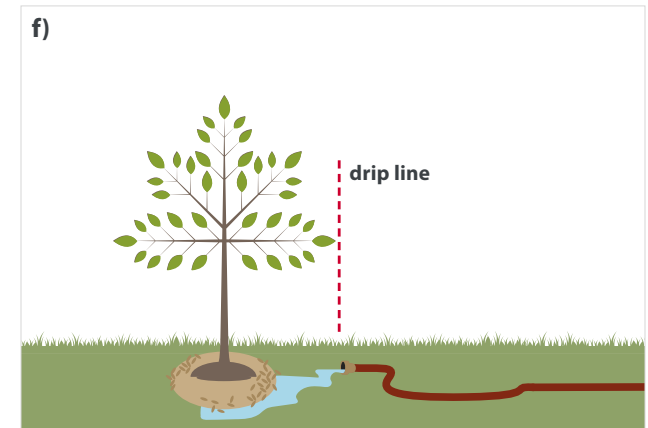
- a) Dig a hole that is the depth of the root ball and **3X the width**.
- b) Massage the root ball to loosen the roots. This helps prevent roots from strangling the tree.



- c) Place tree in hole. The root collar/flare should be above the ground by one to three inches.
- d) Backfill the hole half-way and straighten tree. Do not add anything to the hole "for drainage" (eg. rocks).



- e) Mulch away from the trunk around the tree in a donut shape. No more than three inches deep, and spread away from the tree as wide as possible.
- f) Fill the rest of the hole and water (slow trickle) at the drip line for approximately 20 minutes or until soil is moist. Water your new tree weekly for 30 minutes on a trickle at the drip line.



# Your tree, year round.

## Safety



### Safety First.

Always wear personal protective equipment that's right for the job: gloves, eye protection and proper footwear.

When in doubt, call a professional. A certified arborist knows best tree care practices.

[www.isa-arbor.com](http://www.isa-arbor.com)



safety glasses  
ear protection

gloves

boots

## Pruning



Less is more. In Calgary's climate most trees do not need much pruning.

Avoid pruning when you plant a new tree – unless you're removing dead branches.

Dead or diseased branches can be pruned at any time of the year unless the tree is an Elm.

**Elms cannot legally be pruned from April 1 to September 30 to help prevent the spread of Dutch Elm Disease.**



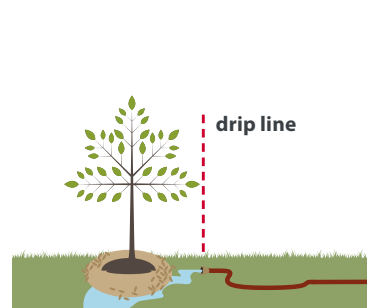
## Watering



### New tree less than 3 years old

Water your tree in the spring, summer and fall when the ground is not frozen.

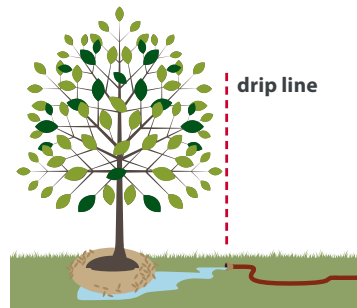
Put your hose at the drip line, **water weekly for 30 minutes** on a trickle.



### Mature tree more than 3 years old

Water your tree in the spring, summer and fall when the ground is not frozen.

Put your hose at the drip line, **water biweekly for 30 minutes** on a trickle.



## Mulch



### Mulch helps retain water and insulate roots.

Mulch should be **3 inches deep**, kept away from the trunk, and spread out as wide as possible in a doughnut shape.

It can be replenished every three to five years.



# Tree health: storms, diseases and pests.

## Storm damage



## Diseases



Calgary has year-round snowstorms, powerful winds and severe thunderstorms with lightning strikes and hail. Take these steps after a storm to check your trees and help them recover.

### 1. Look at each of your trees.

Check to see if there is a disturbance in the soil, cracks in the trunk and or main branches.

### 2. Be Cautious.

Look for any hazards around your trees that any broken limbs have damaged or could damage.

### 3. Call an ISA certified arborist to help clear debris, assess and properly prune your damaged tree.



Deciduous Broken Branch

### Example of some tree diseases:



Dutch Elm Disease



Fire Blight



Black Knot Fungus



Bronze Leaf Disease

# Tree pests



## Trees under stress can become prone to pests.

Tree stressors include drought, broken branches, cracks in the trunk and roots sitting in too much water. This can be managed if you know what to look for and how to act.




Cracked Deciduous Trunk

## Insects:

**Chewing insects:**  
eat plant tissue like leaves, flowers, buds, roots and twigs.

- Ash Leaf Cone Roller
- Satin Moth
- Yellow-headed Spruce Sawfly
- Mites



Yellow-headed Spruce Sawfly

**Sucking insects:**  
insert their mouths into the tissue of the tree and feed on the juices.

- Aphids
- Elm Scale
- Oystershell Scale
- Pine Needle Scale



Oystershell Scale

**Boring insects:**  
spend time feeding beneath the bark of the tree as a young insect.

- Ash Bark Beetle
- Bronze Birch Borer



Ash Bark Beetle



**REMEMBER:** the easiest way to help prevent and manage pests and diseases is to keep your trees healthy: water well, mulch, prune when needed and when in doubt, call a professional.

# Tree protection plans and bylaws.

## Protecting Calgary's trees



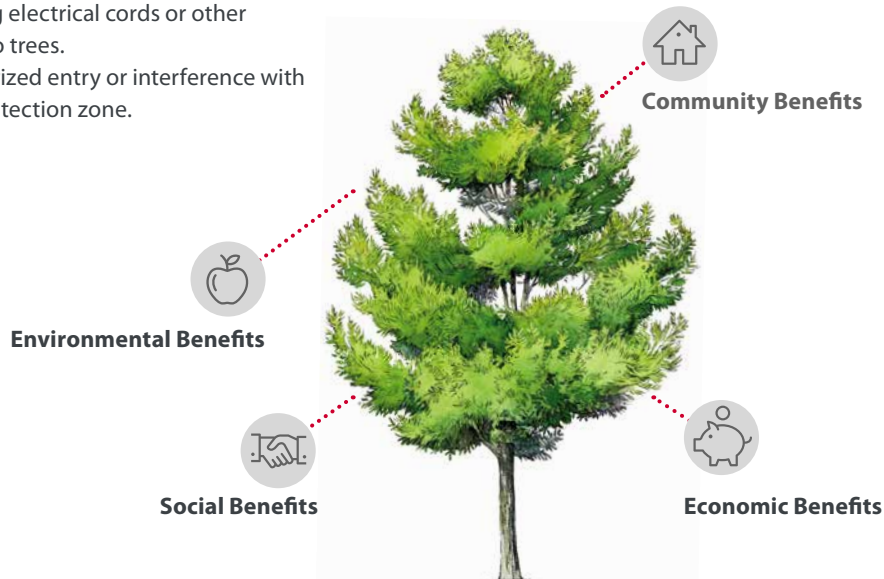
All public (city-owned) trees are protected under bylaw.

**Tree Protection Bylaw prohibits:**

- Cutting, removing, moving or pruning of City trees.
- Penetrating the bark or attaching any object to City trees (ex: signs, swings, clotheslines, slacklines).
- Planting trees or shrubs on City land.
- Spraying trees with any substance - except water.
- Attaching electrical cords or other objects to trees.
- Unauthorized entry or interference with a tree protection zone.

**Why protect trees?**

- Trees clean our air and water.
- They insulate in winter, cool in summer.
- Trees retain and filter storm water and reduce erosion.
- They promote and support urban biodiversity.
- Trees beautify our communities and create a strong sense of neighbourhood.
- They increase your property value.
- City trees belong to all of us, they're a shared investment.

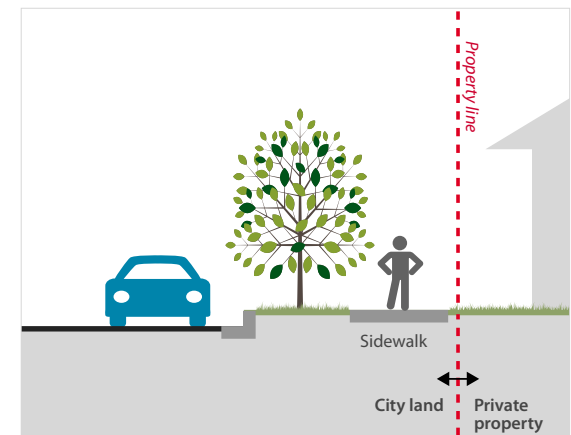
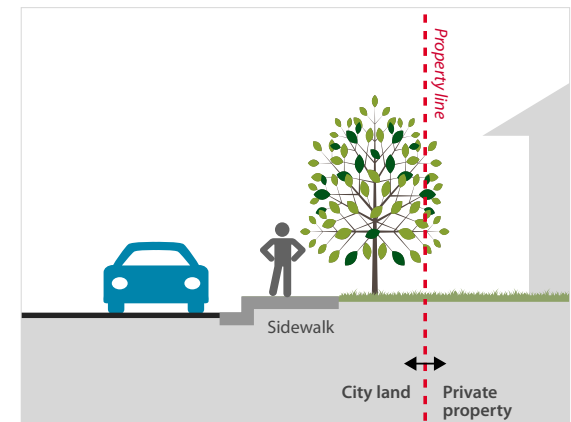


## Public or private tree?



All trees along boulevards and inside the Right-of-way belong to The City and are protected by the **Tree Protection Bylaw**.

**A public tree includes any part of its trunk located on City lands.**



## Building or developing a property?



A Tree Protection Plan (TPP) is needed if work is within six meters of a public tree. A TPP shows how the work will be done and how you're protecting City trees.

Any activity that changes the soil (compaction, excavation or altering the grade) or disturbs branches, trunk or roots is extremely damaging. Trees can take up to 10 years to show signs of decline, so we need to be proactive.

**Removing or pruning a tree without authorization or securing objects to a public tree can carry fines up to \$10,000. Failure to follow the approved Tree Protection Plan can result in a \$500 fine.**

For more on Tree Protection plans, call 311 or visit [calgary.ca/trees](http://calgary.ca/trees).

