

5G Small Cells on Street Light Poles – General Safety Protocols



! ATTENTION:
 • Anyone performing aerial work (tree trimming, window washing, signage and banner installations, etc.) within three metres of a small cell attached to a street light pole will be impacted.

Overview

Beginning Fall 2021, Wireless Service Providers (WSPs) such as Rogers and TELUS began attaching small cell antennas to some City of Calgary street light poles.

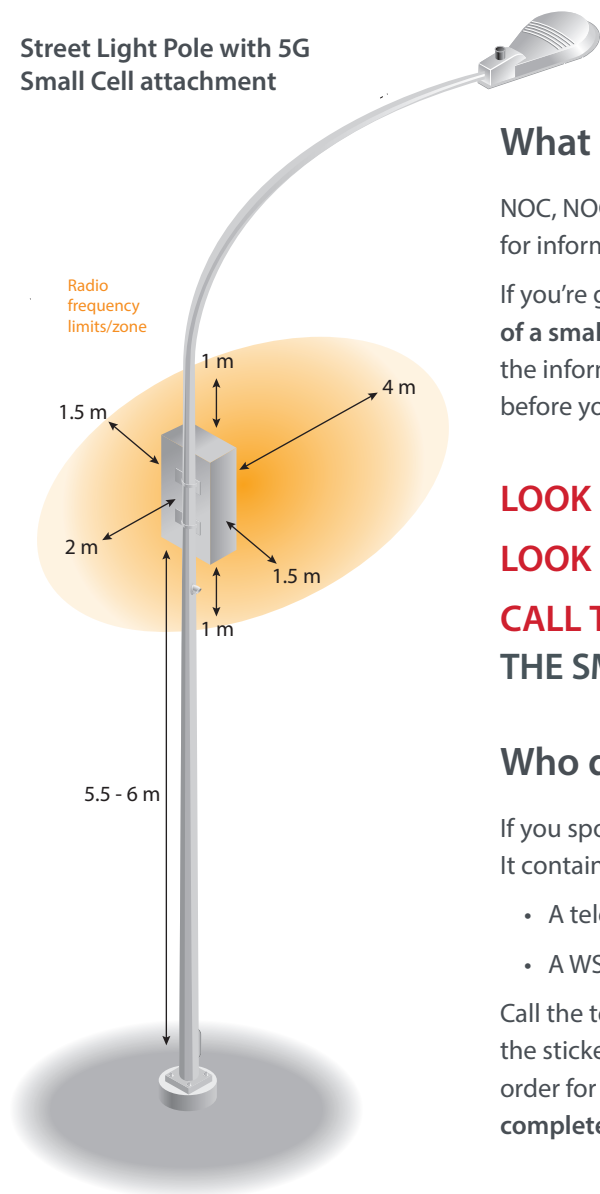
Small cell technology will allow existing 3G and 4G wireless networks to evolve as well as support the fifth-generation mobile network – also known as 5G.

Who is impacted?

Anyone performing aerial work (tree trimming, window washing, signage and banner installations, etc.) **within three metres of a small cell** attached to a street light pole will be impacted.

Anytime you are working near a street light pole, whether you're on a ladder or in a bucket truck, the most important thing to remember is to look up to verify if there are any small cell antenna attachments. If you see one, you are required to reach out to the WSP's Network Outage Centre (NOC) to have the power to the small cell disconnected **before** starting your work.

Street Light Pole with 5G Small Cell attachment



What do I have to do?

NOC, NOC. Who's there? It's a WSP's Network Outage Centre... And they're looking for information about the small cell that you need to have powered down.

If you're going to be doing **any type of work that brings you within 3 metres of a small cell on a street light pole**, you need to call the NOC, provide them with the information listed on the pole and ask them to power down the small cell, before you start your work.

LOOK UP! SEE A SMALL CELL?

LOOK DOWN! FIND THE INFORMATION LABEL.

CALL THE NUMBER ON THE LABEL TO HAVE THE SMALL CELL POWERED DOWN.

Who do I call and what information do I give them?

If you spot a small cell on a pole, look for the information sticker on the pole. It contains:

- A telephone number for the NOC
- A WSP file number

Call the telephone number and provide them with the WSP file number listed on the sticker, so they know exactly which small cell needs to be powered down in order for you to start your work. **Please remember to call the NOC when you have completed your work so that the small cell can be powered on, once again.**

Why do small cells need to be powered down?

There are multiple types and styles of small cell antennas that may be installed on City of Calgary street light poles, depending on the WSP. All small cell antennas emit radiofrequency (RF) energy and, although these small cells produce RF waves at least 50 times below the threshold set out in the guidelines established by Health Canada, let's all err on the safe side, and ensure that any small cell near your work area is powered down before you start your work.

Health Canada safety information –

For more information on radiofrequency, health and safety, contact Health Canada at hcinfo@canada.ca or visit:

- Radiofrequency Energy and Safety - <https://bit.ly/30QasTZ>
- Health Canada, Radiofrequency Exposure Guidelines - <https://bit.ly/2Z7S9bW>
- Radiofrequency FAQ - <https://bit.ly/3GjRsgW>

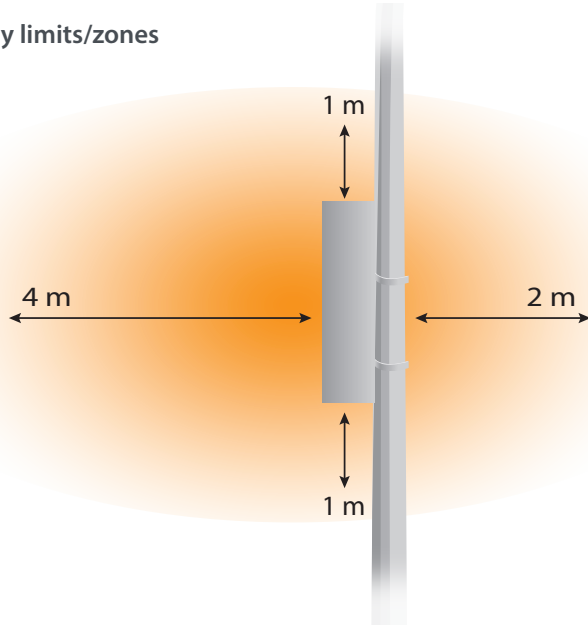


No matter what, if you're going to be working near a small cell, call the NOC. It is critical and this step cannot be skipped.

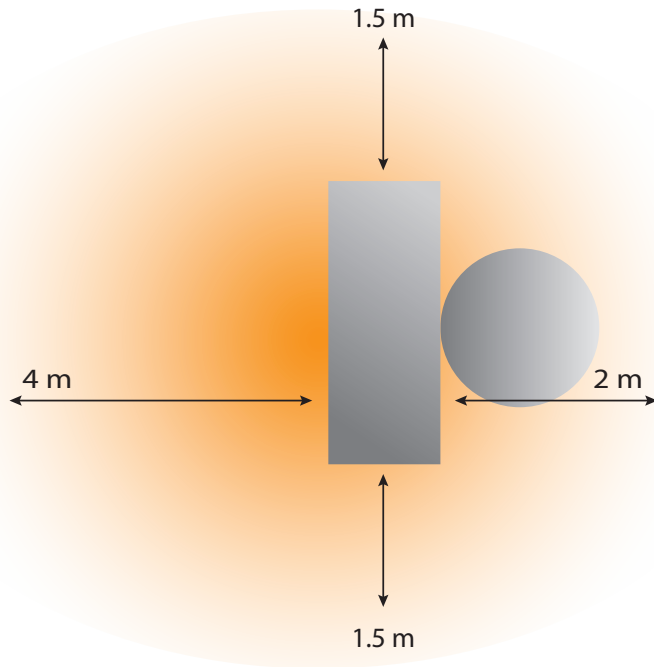
Additional information

To eliminate guesswork and ensure safety for workers, The City of Calgary has been provided with the maximum exposure limits for all small cell types when determining the RF zone, as below.

Radio Frequency limits/zones
Side View



Radio Frequency limits/zones
Top View



For more information about The City of Calgary's Wireless Infrastructure Deployment program, visit [Calgary.ca/WirelessInfrastructure](https://calgary.ca/WirelessInfrastructure) call 311 or email WID@calgary.ca.