

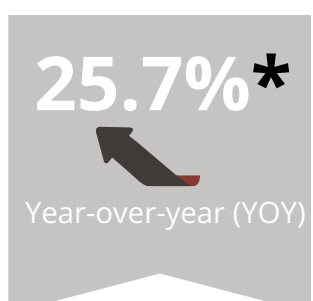


# COMMUNITY SAFETY & WELLBEING

October 2024 Indicator Report

## Transit Social Disturbances

Monthly disturbance calls originating from the public and Transit Public Safety & Enforcement officers city-wide.



Social disturbances include verbal fighting, screaming, insulting people or using obscene language.

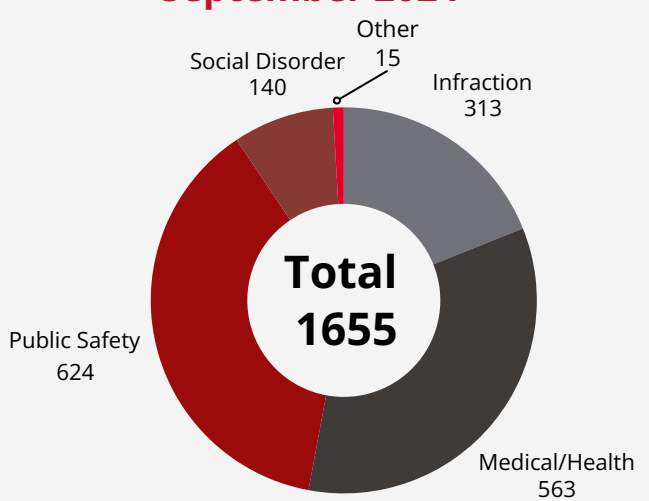
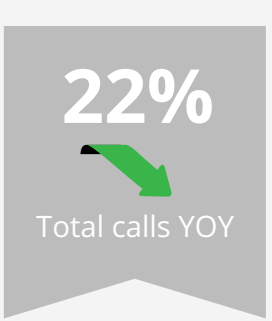
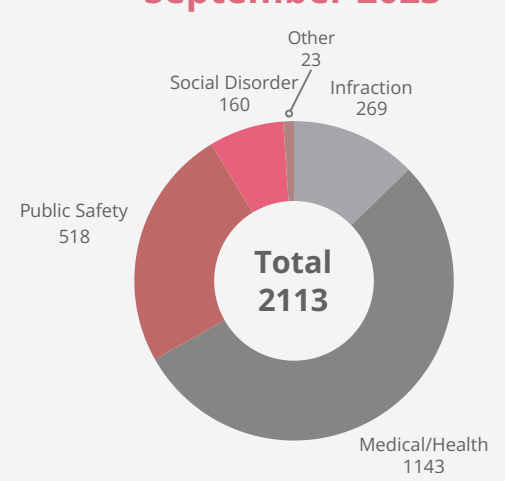
\*The increase in calls in 2024 is the result of more proactive responses from Transit Peace Officers. Approximately 40% of calls in September 2024 were a result of proactive responses by Peace Officers.

## Calls for Downtown Safety Response

Calls responded to in the downtown core by City peace officers, security guards and community partners.

September 2023


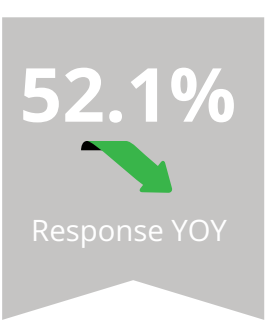
September 2024



## Calgary Fire Overdose Response

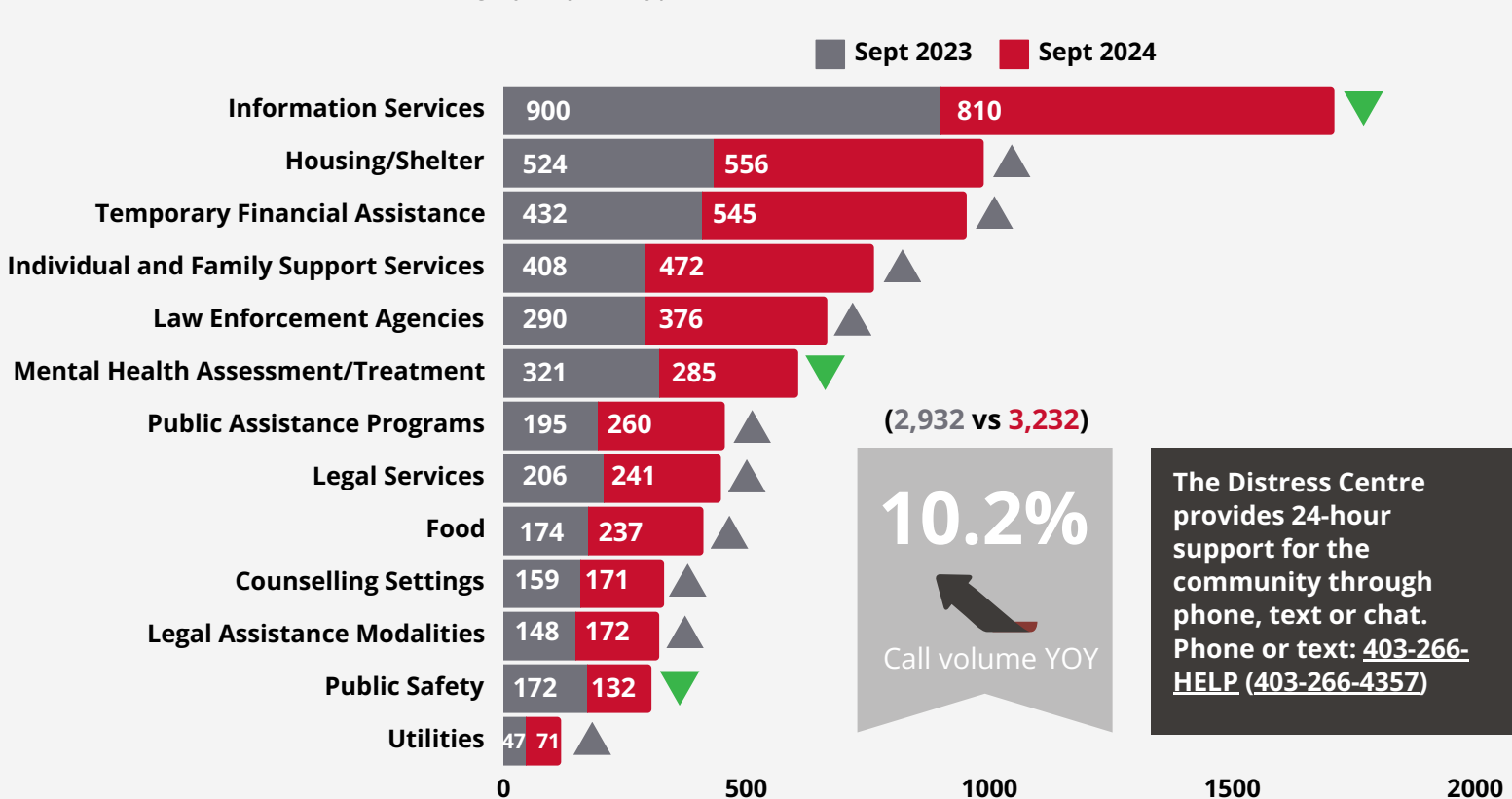
Calgary Fire Department (CFD) city-wide overdose response data.

CFD supports Alberta Health Services (AHS) Emergency Medical Services (EMS) by co-responding to life-threatening medical emergencies like drug poisonings.



## Top Calls to the Distress Centre

Total call volumes for individuals in Calgary (top call types)





## Featured Program:

### Real Me: Gang Intervention

Real Me works with newcomer youth at risk of becoming involved in criminal activity. The program addresses the need for more culturally appropriate programming in Calgary to adequately respond to the specific needs, barriers, and challenges faced by newcomer youth and their families. Program staff seek to help participants reach their highest potential, regardless of their past.

#### Quick facts

- **Organization:** [Centre for Newcomers](#)
- **Supporting City of Calgary fund:** [Building Safer Communities Fund \(BSCF\)](#)
- **2024 Funding Amount:** \$478,000

#### 2023 Impact Data

Through the first year of the program, staff visited over 50 schools and presented to over 5000 youths on topics covering gang violence, drug use, bullying, weapons, and peer pressure.

The success of the school presentations resulted in all schools being engaged and several more requesting new sessions for the upcoming school year.

## Community Safety & Wellbeing News to Share

### New Downtown Safety Leadership Table Progress Tracker

The Downtown Safety Leadership Table brought together a group of downtown leaders who brought forward 28 recommendations to improve safety in downtown Calgary. Progress of the work underway by The City of Calgary and partners are now available on the [Downtown Safety Leadership Table webpage](#) through our new [Progress Tracker](#). The Progress Tracker will be updated regularly, and we invite you to check back often to see how we are working to support safety and vibrancy in Calgary's downtown.



### Calgary Police Commission Perceptions of Safety Report

The Calgary Police Commission surveys Calgarians every two years to learn how people feel about safety in our community and the policing services they receive. Highlights of the [2024 report](#) include: 92% of respondents agree their neighbourhood is a safe place to live and 85% of respondents are satisfied with services provided by CPS.

### October Homeless Point-in-Time Count

Lead by the Calgary Homeless Foundation, the [Point-in-Time Count](#) is an enumeration that counts the number of people experiencing homelessness on a particular night. A survey is also done to collect information on the characteristics and experiences of people affected by homelessness. Both activities highlight how homelessness is changing and helps to create a system of care that best serves Calgarians experiencing vulnerabilities. This year's count occurred on October 10, with results expected in the coming months.



[Learn more about community safety & wellbeing here](#) ►