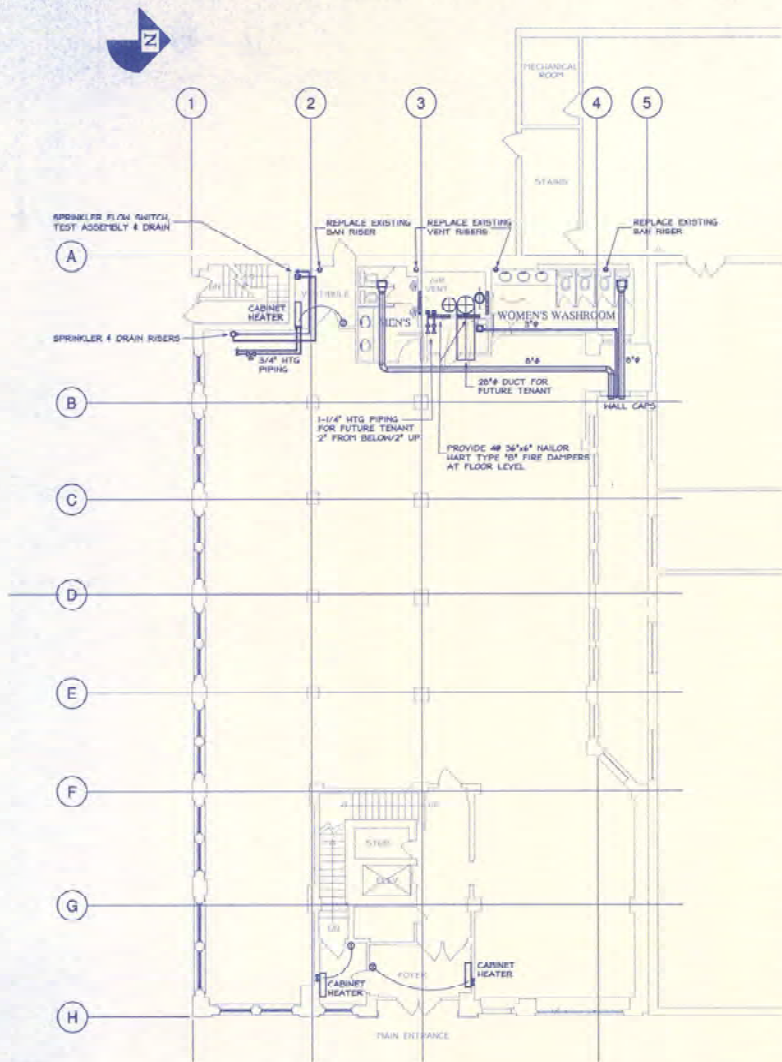



BASEMENT FLOOR



MAIN FLOOR

CITY OF CALGARY
 BUILDING PERMITS & COMPLIANCE
 FINAL INSPECTION SECTION
 DATED OCT 17 2002
 REVIEWED BY: D. LAL, P. ENG.
 (Signature)

REMARKS



BE ADVISED THAT THIS DRAWING IS MADE BY THE ARCHITECT AND NOT AN ENGINEER UNLESS SO INDICATED ON THE DRAWING. THE ARCHITECT ASSUMES NO LIABILITY FOR THE DESIGN OR CONSTRUCTION OF ANY STRUCTURE OR SYSTEM OR FOR THE PERFORMANCE OF ANY SERVICE PROVIDED HEREON. THE ARCHITECT'S LIABILITY IS LIMITED TO THE DESIGN AND CONSTRUCTION OF ANY STRUCTURE OR SYSTEM OR FOR THE PERFORMANCE OF ANY SERVICE PROVIDED HEREON. THE ARCHITECT'S LIABILITY IS LIMITED TO THE DESIGN AND CONSTRUCTION OF ANY STRUCTURE OR SYSTEM OR FOR THE PERFORMANCE OF ANY SERVICE PROVIDED HEREON.

DATE	USER	REVISIONS	DESIGNED BY	APPROVED BY

PERMIT TO PRACTICE
 OLSEN ENGINEERING LIMITED
 Signature: [Signature]
 Date: AUGUST 19, 2002
 PERMIT NUMBER: P 2501
 The Association of Professional Engineers
 Accepts the Responsibility of this work.

CONSULTANT
OLSEN ENGINEERING LIMITED
 CONSULTING MECHANICAL ENGINEERS
 305, 100-17 AVENUE S.W.
 CALGARY, ALBERTA, CANADA T2B 0H4
 TELEPHONE (403) 248-2200

CONSULTANT
HALLETT ARCHITECT
 ARCHITECTS AND URBAN PLANNERS

STE. 209 CROWCHILD SQUARE
 5403 CROWCHILD TRAIL N.W.,
 CALGARY ALBERTA T3B 4Z1
 PHONE (403) 247-2404

DEVELOPMENT PERMIT	CLIENT AUTHORIZATION	DATE
SUBMISSION DATE:		
BUILDING PERMIT	CLIENT AUTHORIZATION	DATE
SUBMISSION DATE:		
PLUMBER OCCUPANT	CLIENT AUTHORIZATION	DATE
RELEASE DATE:		

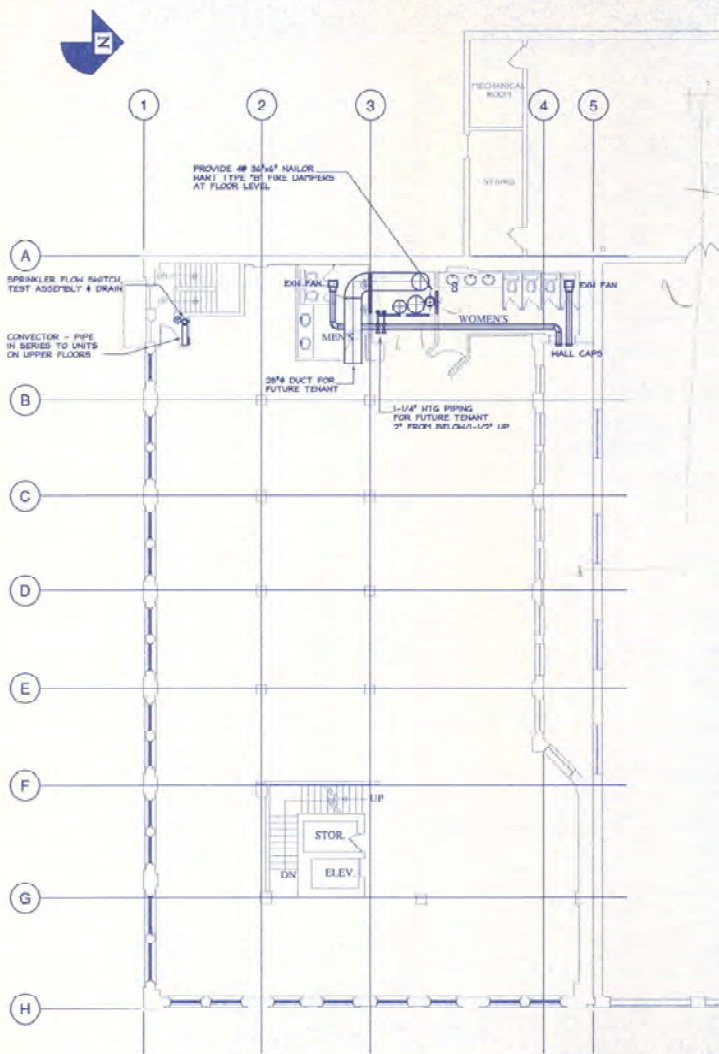
PROJECT
North-West Travellers Building
 Calgary, Alberta

DRAWING
Basement & Main Floor Plans

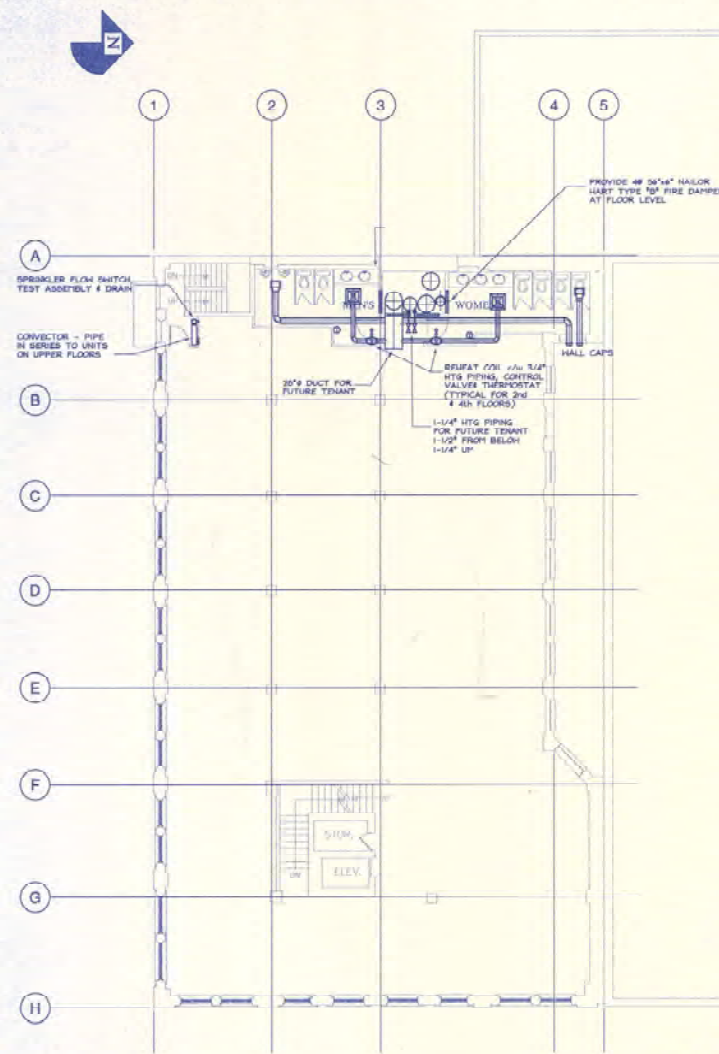
SCALE	DATE	PROJECT FILE NO.	DRAWN BY
		970-02	

DRAWING NUMBER

M1



SECOND FLOOR



THIRD FLOOR

CITY OF CALGARY
 BUILDING REGULATIONS DIVISION
 PERMITTING SECTION
 DATED: OCT 17 2002
 REVIEWED BY: D. L. ALLEN 1989
 6/1/02

REMARKS

SCALE: 1/8"=1'-0"

FOR WORK IN AN AREA OF THIS PLAN A 10% MINIMUM OF THE WORKED AREA MAY BE EXCLUDED UNLESS THE CONTRACTOR HAS BEEN ADVISED BY THE ARCHITECT. THE CONTRACTOR SHALL BE RESPONSIBLE FOR OBTAINING ALL NECESSARY PERMITS AND APPROVALS FROM THE CITY OF CALGARY. THE CONTRACTOR SHALL BE RESPONSIBLE FOR OBTAINING ALL NECESSARY PERMITS AND APPROVALS FROM THE CITY OF CALGARY.

DATE	CODE	REVISIONS ITEMS	DRAWN BY	APPROVED BY

PERMIT TO PRACTICE
 OLSEN ENGINEERING LIMITED
 Signature: *[Signature]*
 Date: AUGUST 19, 2002
 PERMIT NUMBER: P 3631
 The Association of Professional Engineers,
 Geologists and Geophysicists of Alberta

CONSULTANT
OLSEN ENGINEERING LIMITED
 CONSULTING MECHANICAL ENGINEERS
 801, 1000 17 AVENUE S.W.
 CALGARY, ALBERTA, CANADA T2P 0M6
 TELEPHONE (403) 242-2200

CONSULTANT
HALLETT ARCHITECT
 ARCHITECTS AND URBAN PLANNERS

STE. 209 CROWCHILD SQUARE
 5403 CROWCHILD TRAIL N.W.,
 CALGARY ALBERTA T3B 4Z1
 PHONE (403) 247-2404

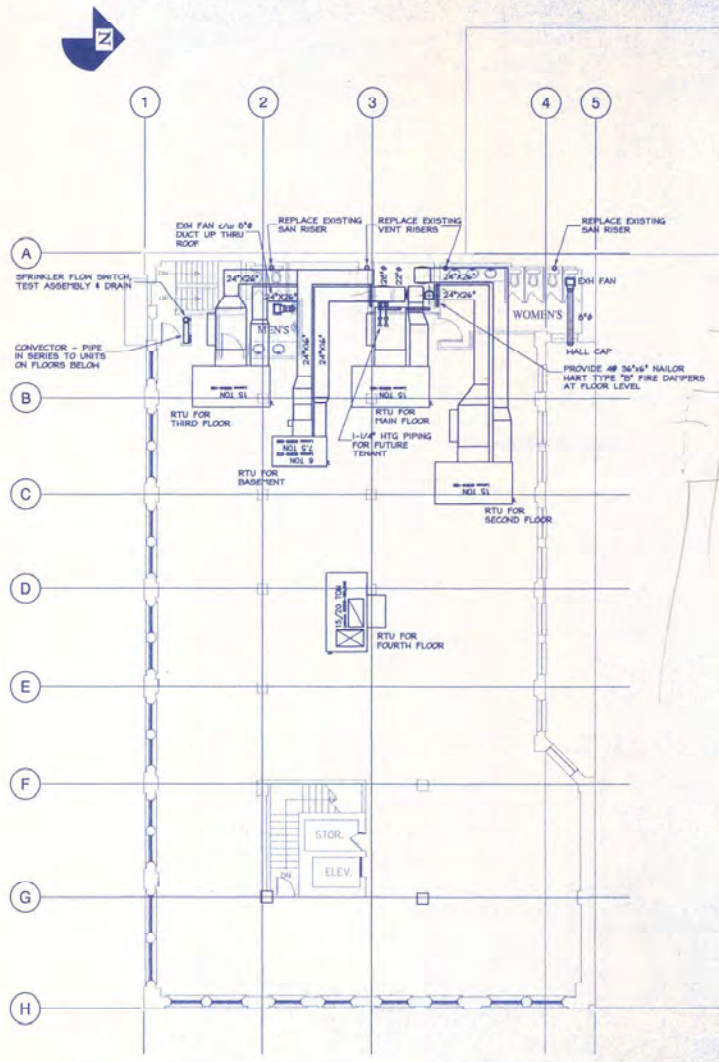
DEVELOPMENT PERMIT	CLIENT AUTHORIZATION	DATE
BUILDING PERMIT	CLIENT AUTHORIZATION	DATE
TENDER DOCUMENT	CLIENT AUTHORIZATION	DATE

PROJECT
North-West Travellers Building
 Calgary, Alberta

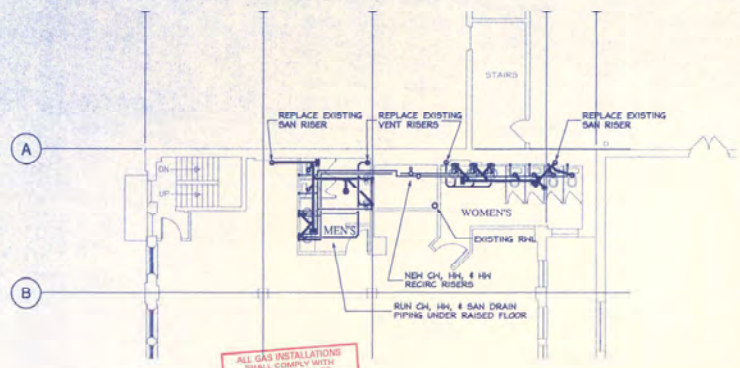
DRAWING
Main Floor Plan

DATE	PROJECT FILE NO.	DRAWN BY
	970-02	

SEAL: DRAWING NUMBER: **M2**



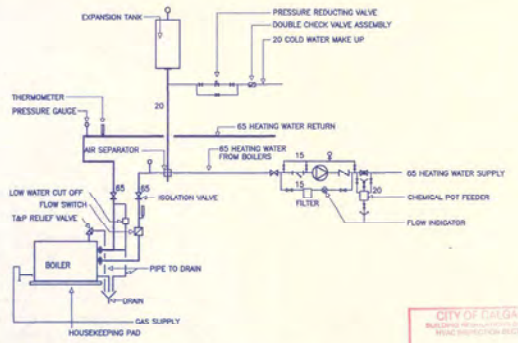
FOURTH FLOOR



ALL GAS INSTALLATIONS SHALL COMPLY WITH CANADIAN STANDARDS NATURAL GAS AND PROPANE INSTALLATION CODE ALL PLUMBING INSTALLATIONS SHALL COMPLY WITH THE NATIONAL PLUMBING CODE 1995
 G. Kishen
 000233000000032

LEGEND

- PENDANT SPRINKLER
- ◄ SIDEHALL SPRINKLER
- SAN & STORM SEWER
- SAN & STORM SEWER TAP & SERVICE
- COLD WATER
- HOT WATER
- HOT WATER RECIRC
- NATURAL GAS
- HEATING SUPPLY
- HEATING RETURN
- ⊕ THERMOSTAT & CONTROL



CITY OF CALGARY
 ENGINEERING DEPARTMENT
 1100 SHERBOURNE AVENUE
 CALGARY, ALBERTA T2C 1E8
 DATED: OCT 17 2002
 REVISIONS BY: G. KISHEN
 APPROVED BY: [Signature]

REMARKS

SCALE: 1/8"=1'-0"

DATE	CODE	REVISIONS ITEMS	DRAWN BY	APPROVED BY

PERMIT TO PRACTICE
 OLSEN ENGINEERING LIMITED
 Signature: [Signature]
 Date: AUGUST 19, 2002
 PERMIT NUMBER: P 9551
 The Association of Professional Engineers
 Geologists and Geophysicists of Alberta

CONSULTANT
OLSEN ENGINEERING LIMITED
 CONSULTING MECHANICAL ENGINEERS
 20, 600-17 AVENUE S.W.
 CALGARY, ALBERTA, CANADA T2C 1G6
 TELEPHONE (403) 247-2404

CONSULTANT
HALLETT ARCHITECT
 ARCHITECTS AND URBAN PLANNERS

STE. 209 CROWCHILD SQUARE
 5403 CROWCHILD TRAIL, N.W.,
 CALGARY ALBERTA T3B 4Z1
 PHONE (403) 247-2404

DEVELOPMENT PERMIT SUBMISSION DATE:	CLIENT AUTHORIZATION	DATE
BUILDING PERMIT SUBMISSION DATE:	CLIENT AUTHORIZATION	DATE
TENDER DOCUMENT RELEASE DATE:	CLIENT AUTHORIZATION	DATE

PROJECT
North-West Travellers Building
 Calgary, Alberta

DRAWING
Fourth Floor Plan and Details

SCALE	DATE	PROJECT FILE NO.	DRAWN BY
1/8"=1'-0"	OCT 17 2002	970-02	AKO



MECHANICAL SPECIFICATION

- 1 GENERAL
1.1 General Mechanical Requirements
1.2 Provide complete and fully operating mechanical systems to meet requirements and according to applicable codes.
1.3 Assume responsibility for laying out work and for marking specified may be cut the wall.
1.4 Scheduling of work to be subject to approval by the Owner.
1.5 Locate holes for mechanical equipment and service ducts required for the mechanical installation.
1.6 Isolates and Equipment
1.7 Test equipment and materials where required by authorities having jurisdiction to demonstrate proper operation.
1.8 Provide new and existing systems interconnect throughout system where specifically related otherwise.
1.9 Materials
1.10 Name Drawings and Product Data.
1.11 Name Drawings: Keep on site an extra set of white prints and specifications, including change and deviation lists, from construction.

- 2.0 Fire Dampers
2.1 Multi-Purpose Dry Chemical: 10 & (2.5 kg) capacity, pressurized with nozzle, rated A1-BC-CC.
2.2 Fast-Response Dry Chemical: 6 & (2.5 kg) capacity, pressurized with nozzle, rated A1-BC-CC.
2.3 Fire Extinguisher Cabinet: Best-rated type, steel construction with temperature sensor type, approved marking device, prime located with fire extinguisher.
2.4 PLUMBING
2.5 Piping
2.6 Sanitary Piping: Burled and Annealed Grade
2.7 Hot and Cold Water
2.8 Hot Water
2.9 Hot Water
2.10 Plumbing Specifications
2.11 Drainage
2.12 Drainage
2.13 Drainage
2.14 Drainage
2.15 Drainage
2.16 Drainage
2.17 Drainage
2.18 Drainage
2.19 Drainage
2.20 Drainage
2.21 Drainage
2.22 Drainage
2.23 Drainage
2.24 Drainage
2.25 Drainage
2.26 Drainage
2.27 Drainage
2.28 Drainage
2.29 Drainage
2.30 Drainage

- 3.1 Partitioning
3.2 Cable Tray
3.3 Cable Tray
3.4 Cable Tray
3.5 Cable Tray
3.6 Cable Tray
3.7 Cable Tray
3.8 Cable Tray
3.9 Cable Tray
3.10 Cable Tray
3.11 Cable Tray
3.12 Cable Tray
3.13 Cable Tray
3.14 Cable Tray
3.15 Cable Tray
3.16 Cable Tray
3.17 Cable Tray
3.18 Cable Tray
3.19 Cable Tray
3.20 Cable Tray
3.21 Cable Tray
3.22 Cable Tray
3.23 Cable Tray
3.24 Cable Tray
3.25 Cable Tray
3.26 Cable Tray
3.27 Cable Tray
3.28 Cable Tray
3.29 Cable Tray
3.30 Cable Tray

- 5.0 Vents
5.1 Vents
5.2 Vents
5.3 Vents
5.4 Vents
5.5 Vents
5.6 Vents
5.7 Vents
5.8 Vents
5.9 Vents
5.10 Vents
5.11 Vents
5.12 Vents
5.13 Vents
5.14 Vents
5.15 Vents
5.16 Vents
5.17 Vents
5.18 Vents
5.19 Vents
5.20 Vents
5.21 Vents
5.22 Vents
5.23 Vents
5.24 Vents
5.25 Vents
5.26 Vents
5.27 Vents
5.28 Vents
5.29 Vents
5.30 Vents

- 6.0 Conveyors
6.1 Conveyors
6.2 Conveyors
6.3 Conveyors
6.4 Conveyors
6.5 Conveyors
6.6 Conveyors
6.7 Conveyors
6.8 Conveyors
6.9 Conveyors
6.10 Conveyors
6.11 Conveyors
6.12 Conveyors
6.13 Conveyors
6.14 Conveyors
6.15 Conveyors
6.16 Conveyors
6.17 Conveyors
6.18 Conveyors
6.19 Conveyors
6.20 Conveyors
6.21 Conveyors
6.22 Conveyors
6.23 Conveyors
6.24 Conveyors
6.25 Conveyors
6.26 Conveyors
6.27 Conveyors
6.28 Conveyors
6.29 Conveyors
6.30 Conveyors

REMARKS

SCALE: 1/8"=1'-0"

Table with columns: DATE, CODE, REVISIONS, DRAWN BY, APPROVED BY. Includes a list of revisions.

PERMIT TO PRACTICE
OLSEN ENGINEERING LISTED
SIGNATURE: [Signature]
DATE: AUGUST 19, 2002
PERMIT NUMBER: P-3531

CONSULTANT
OLSEN ENGINEERING LIMITED
CONSULTING MECHANICAL ENGINEERS
32, 32B-11 AVENUE N.W.
CALGARY, ALBERTA, CANADA T2C 1P4
TELEPHONE: (403) 242-2000

CONSULTANT
HALLETT ARCHITECT
ARCHITECTS AND URBAN PLANNERS

STE. 209 CROWCHILD SQUARE
5403 CROWCHILD TRAIL N.W.,
CALGARY ALBERTA T3B 4Z1
PHONE: (403) 247-2404

Table with columns: DEVELOPMENT PERMIT, CLIENT AUTHORIZATION, DATE, BUILDING PERMIT, CLIENT AUTHORIZATION, DATE, TRAFFIC DOCUMENT, CLIENT AUTHORIZATION, DATE.

PROJECT
North-West Travellers Building
Calgary, Alberta

DRAWING
Mechanical Specification

SEAL: PROFESSIONAL ENGINEER OF ALBERTA
DATE: 970-02
PROJECT FILE NO: 970-02
DRAWN BY: HRO

